




Shipwreck and Paul's last years



Can you find the hidden picture?
 Colour all the shapes that have a dot in them.

Use the code to find a verse that tells you what Paul did ...



Imagine that you are one of the sailors on the ship - what will you tell your friends when you see them?


Lesson 135 - Now something harder ...

You may have learned most of the name of the books of the New Testament in order.

NOW learn these

- Hebrews written to Jews
- James ... a letter from James
- Peter letters from Peter
- John letters from John
- Jude ... a letter from Jude
- Revelation ... visions of the future

Last books



Now try to remember all the books in the New Testament

Mark Paul's journey to Rome with a coloured pen.

Acts 27 and 28 tell us that Paul was taken by boat from Caesarea to Sidon, then round the north coast of Cyprus to Myra. Then they sailed south of Crete, and at last were shipwrecked on Malta. From there they got another boat and eventually landed at Puteoli. Then they travelled by road to Rome.



Revelation	Jude	3 John	2 John	1 John	2 Peter	1 Peter	James	Hebrews	Philemon	Titus	2 Timothy	1 Timothy	2 Thessalonians	1 Thessalonians	Colossians	Philippians	Ephesians	Galatians	2 Corinthians	1 Corinthians	Romans	Acts	John	Luke	Mark	Matthew
------------	------	--------	--------	--------	---------	---------	-------	---------	----------	-------	-----------	-----------	-----------------	-----------------	------------	-------------	-----------	-----------	---------------	---------------	--------	------	------	------	------	---------

Some readings for next week:

Sunday	Acts 27	verses 13-18
Monday		verses 19-26
Tuesday		verses 27-29
Wednesday		verses 39-44
Thursday:	Acts 28	verses 1-6
Friday		verses 7-10
Saturday		verses 11-15

Notice as you read these verses how many things were thrown overboard.

Are there things in your life that you would get rid of if it were a matter of life and death.


What do you most admire about Paul?

A viper from the flames


Materials:

- plasticene or play dough (brown/red/yellow/white)
- various orange and yellow papers
- square of thick card
- twigs

Make the heart of the fire out of plasticene. Poke twigs into it to look like a camp fire.



Cut flames out of the coloured papers and place them between the twigs.



Either make a snake out of plasticene or glue the one below onto card, colour it and cut it out. Put the snake in the fire ready to bite Paul.

