
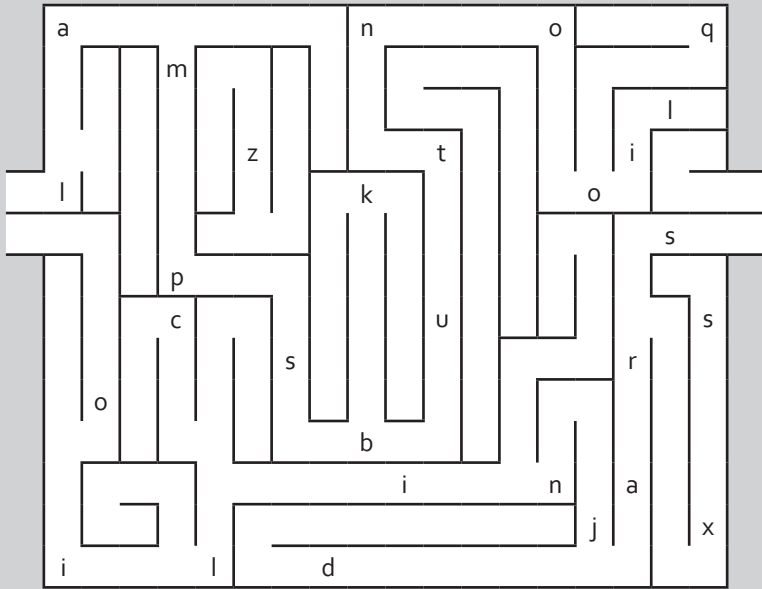


Ten Bridesmaids





Which way to the banquet?



Collect
the letters
and read the message

Solve the code to learn something important



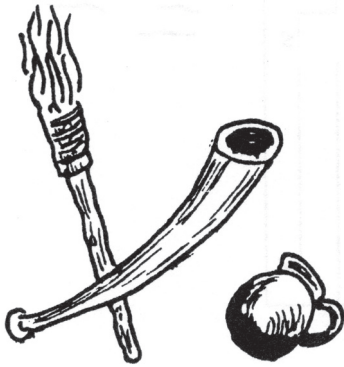
Draw some ideas.
Things you can do to be
ready for Jesus.



Shining Lights



Do you recognise these? If not, look them up.




Who told Gideon to use torches when he helped him win a battle?

Judges 7 v 16 – 21



Where was this lampstand?


Exodus 25 v 31 – 32
and 27 v 20 – 21



What should we do with our light?

Matthew 5 v 15 – 16

.....
is the light of the world. Whoever follows him will never walk in darkness.



What light helps us follow Jesus?

Psalms 119 v 105

Some readings for next week:



Sunday	Matthew 25	verses 1-8	Can you find five things in these readings that will happen before Jesus comes back?
Monday		verses 9-13	
Tuesday	Matthew 24	verses 29-31	Ask someone to help you if you find this hard.
Wednesday		verses 32-35	
Thursday		verses 36-39	Do you look out for these things happening?
Friday		verses 41-44	
Saturday		verses 45-47	

You will need:

1. thin card
2. crayons
3. glue
4. sharp knife (teacher!) and a board to cut onto

What to do:

1. If you can, print this sheet from the CSSU web site onto card. Otherwise stick the shapes onto card.
2. Colour the pictures.
3. Cut out the shapes along the dashed lines.
4. Teacher: Carefully cut the slits along the dotted lines.
5. Starting from the reverse, thread the thin strip through the slots so that the lamps can show either a dead wick or a live flame.



Pull

