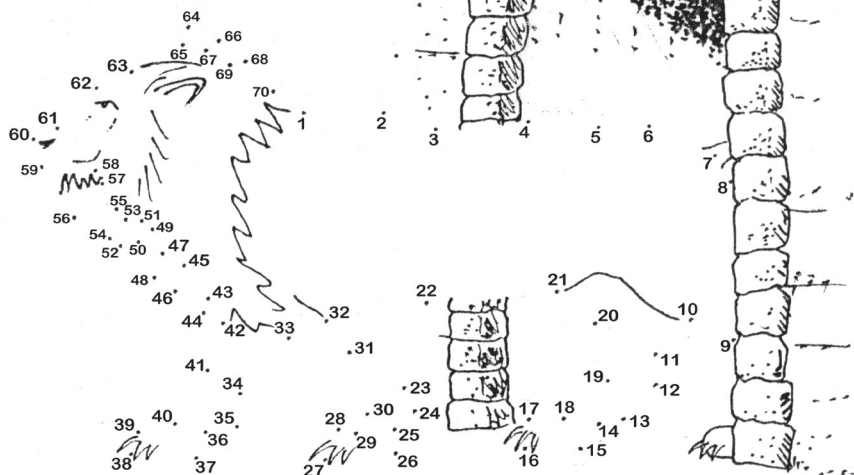
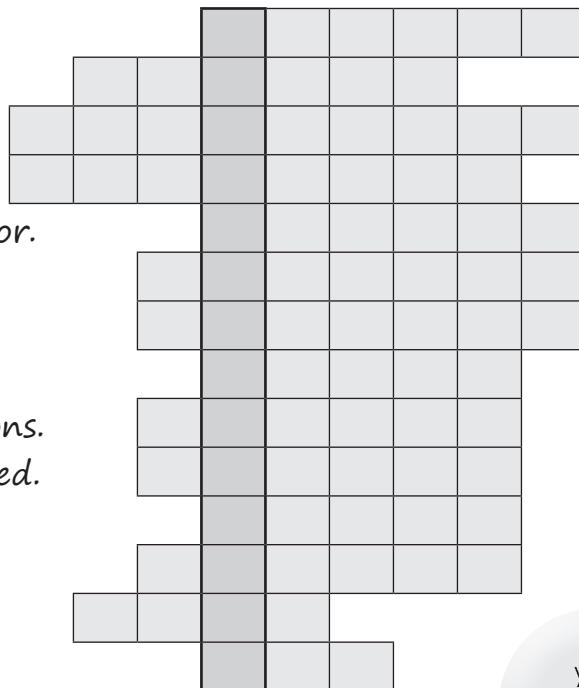


Daniel in the lions' den



One hundred and princes.
 The king at that time.
 Daniel's windows faced here.
 Rulers with the Medes.
 Number of days told not to pray for.
 Opened in Daniel's room.
 Daniel did this before he prayed.
 Number of times a day to pray.
 Punishment. To be to the lions.
 The could not be changed.
 Can be fierce animals.
 God closed these.
 Daniel was not
 Where Daniel spent the night.

some good advice



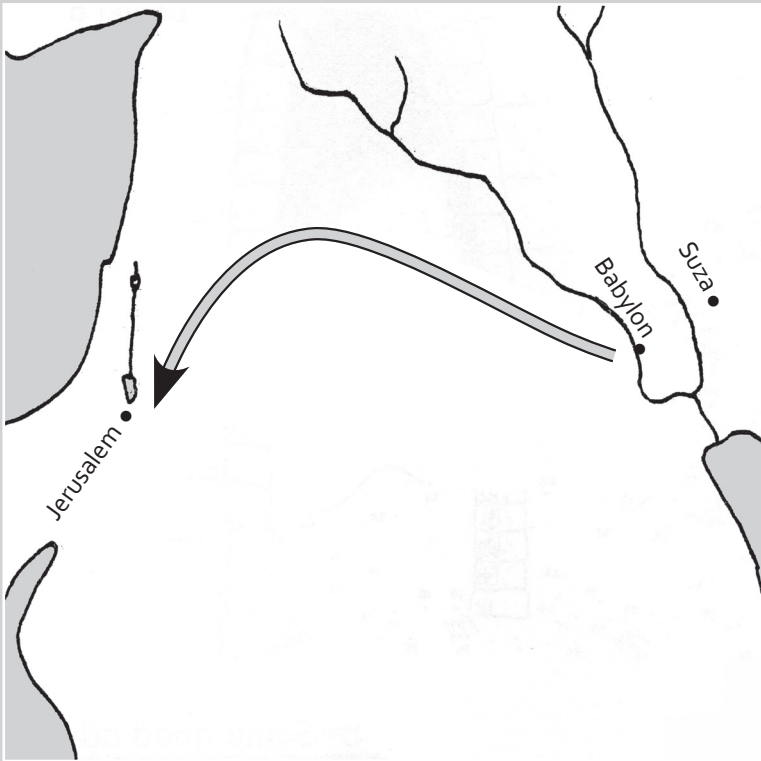
Do you pray as often as Daniel?

Do you thank him for helping you?

Do you think he helps you?

Do you pray to God for help?

Medes and Persians



Ezra 1 v 1-3


..... king of Persia said

God
wants
me to allow his
people to go back to

..... and build his

..... again in

.....



This is what had said
would happen

Learn
to
say
the
names
of
these
books
in
order

EZra

Nehemiah

Esther

Job



These books tell how the people came back to Jerusalem and built the temple again.

Esther tells the story of a young Jewish woman who lived in Suza in Persia at this time. You will learn more about her next week.

Job is nothing to do with the Persians but it comes next in the Bible. It was probably written around the time of Abraham.

Some readings for next week:

Sunday	Daniel 6	verses 1-4
Monday		verses 5-9
Tuesday		verses 10-12
Wednesday		verses 13-16
Thursday		verses 17-20
Friday		verses 21-24
Saturday		verses 25-28

What two things did Daniel pray about?
The king could not sleep because he was fond of Daniel.
Is there anything about you that would make other people fond of you?

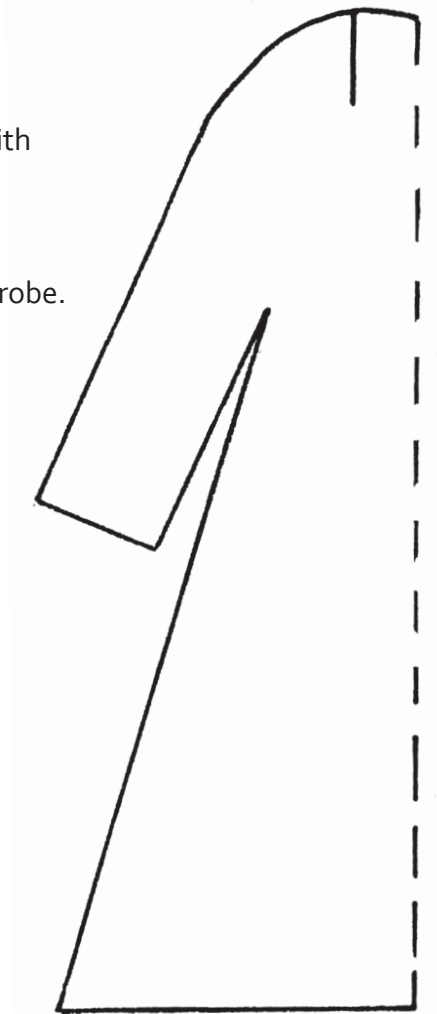
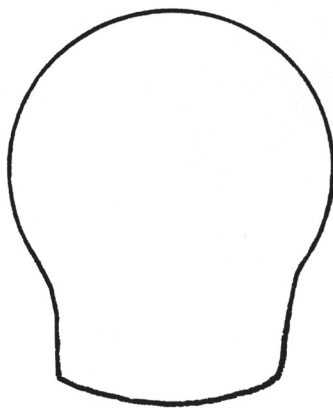
Make Daniel and the lions

You will need:

Thin coloured card – orange, yellow, brown and blue (15 cm x 12 cm).

To make Daniel:

1. Fold blue card in half lengthways and place template of Daniel's robe with dotted line along the fold. Draw round and cut it off.
2. Cut hair and beard from brown card.
3. Cut out face and glue onto top part of beard.
4. Slide face and beard into the two slots at the top of the partially folded robe. Cut out the hands and glue to the base of the sleeves.



To make a lion:

1. Fold a 11 cm x 11 cm piece of yellow card in half diagonally and place template of lion's body with dotted line along the fold. Draw round and cut it out.
2. Cut out mane in orange and fringe the edge.
3. Cut lion's head from same colour as the body, glue head in centre of mane and fasten mane in place on the body.

Make a number of lions to stand in a circle around Daniel.

