


The Child Samuel

Lesson 39



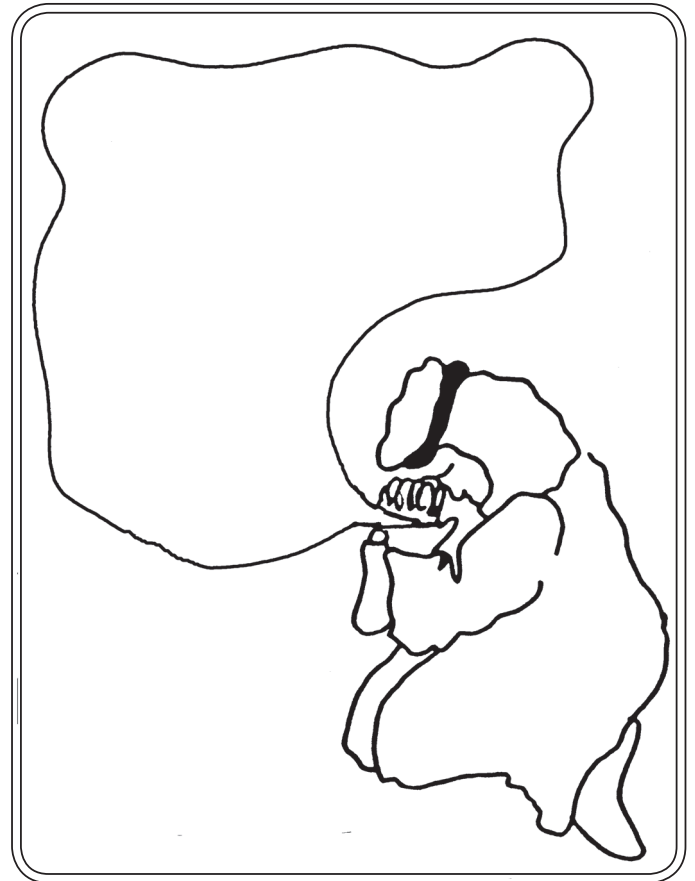
Can you help Hannah and Elkanah to get to shiloh?



Choose the right words


Samuel's mother (Mary / Hannah) had promised God that if she had a son she would send him to (play / live) in the temple, to work for (God / fun / money). When Samuel was born she remembered her promise and when he was old enough his (mother / sister / aunt) took him to the (farm / school / temple) to live there with (Levi / Eli) the (king / priest).

Colour the picture of Hannah and write what she prayed about.



Make a bookmark

to mark this story in your Bible



Hannah and Mary

When Samuel was born, Hannah sang a wonderful song to God.

When Mary was expecting Jesus, she also sang a wonderful song to God.

Hunt through the words to see how similar the songs were.



v1 Then Hannah prayed and said:
"My heart

v2 There is no-one

v4 The bows of the

but those who stumbled

v5 Those who were full

but those who were hungry



v46 And Mary said: "My soul

v49 Holy

v52 He has brought down

but has

v53 He has filled the hungry

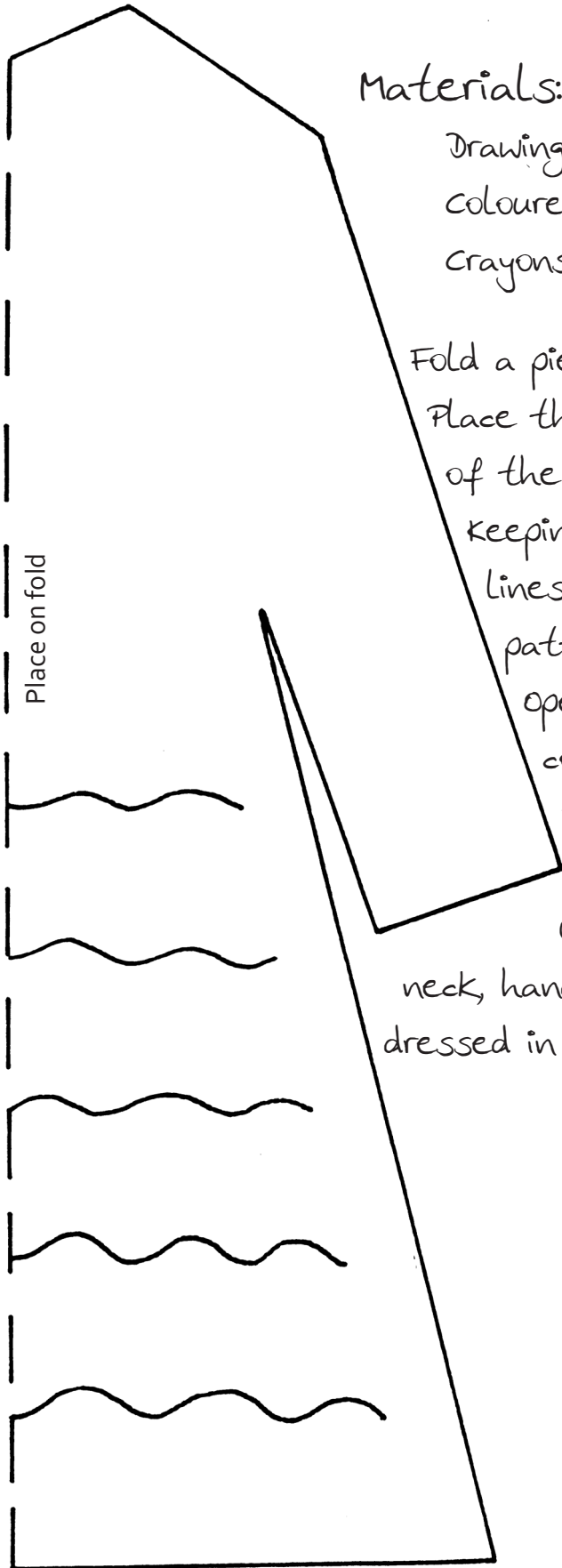
but has sent the rich

Some readings for next week:

Sunday	1 Samuel 1	verses 1-3
Monday		verses 4-8
Tuesday		verses 9-11
Wednesday		verses 12-16
Thursday		verses 17-20
Friday		verses 24-28
Saturday	1 Samuel 2	verses 1-2

Hannah kept her promise to give Samuel to God, even though it must have been hard.
Do you always keep your promises?

Samuel's robe



Materials:

Drawing paper
coloured paper
Crayons and glue

Fold a piece of A4 paper in half vertically.
Place the fold of the pattern on the fold
of the paper and cut out the robe.

Keeping the robe folded, cut out 5 wavy
lines through the fold as shown on the
pattern.

Open up the robe and weave strips of
contrasting paper into the slits.

Trim the bottom and glue the robe
onto a piece of drawing paper.

Use crayons to draw Samuel (head,
neck, hands and feet)
dressed in the robe.

