
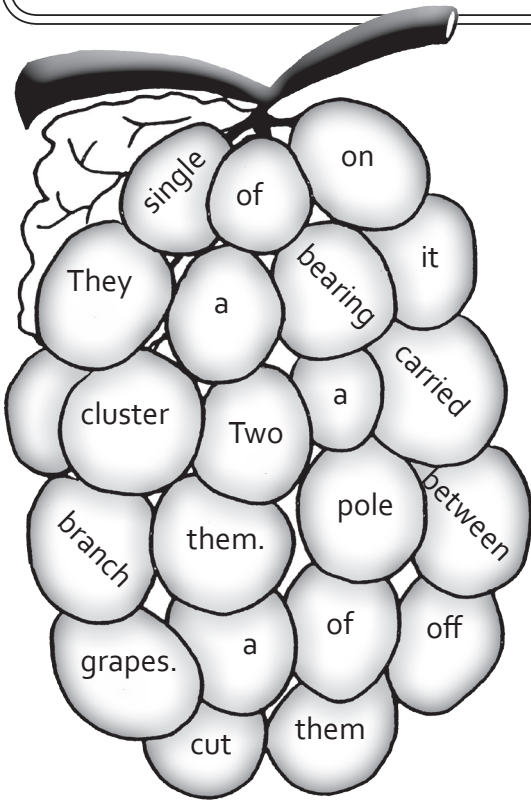
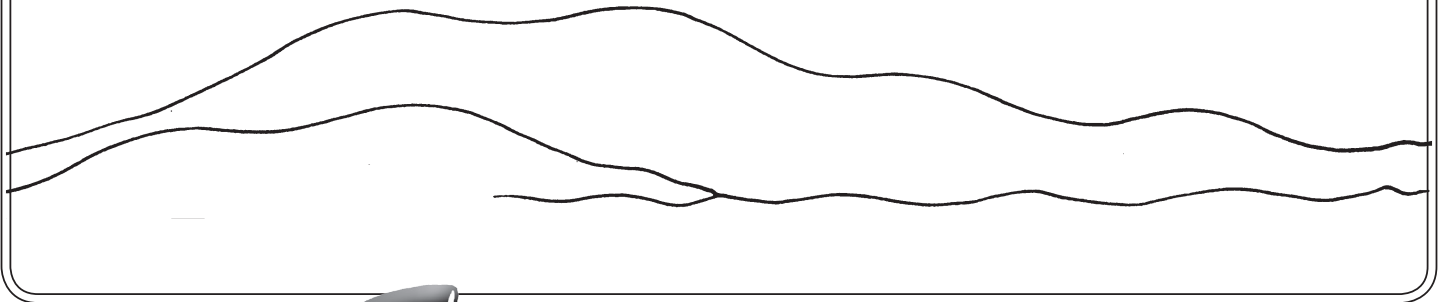


Twelve spies



This is the land flowing with _____ and _____. Draw some of the things that must have been there.



Unjumble


the words to make a sentence about the fruit that the spies found.

Look in Numbers 13:4-15

to find the names of the 12 spies. Write them out and fit them into the jigword.

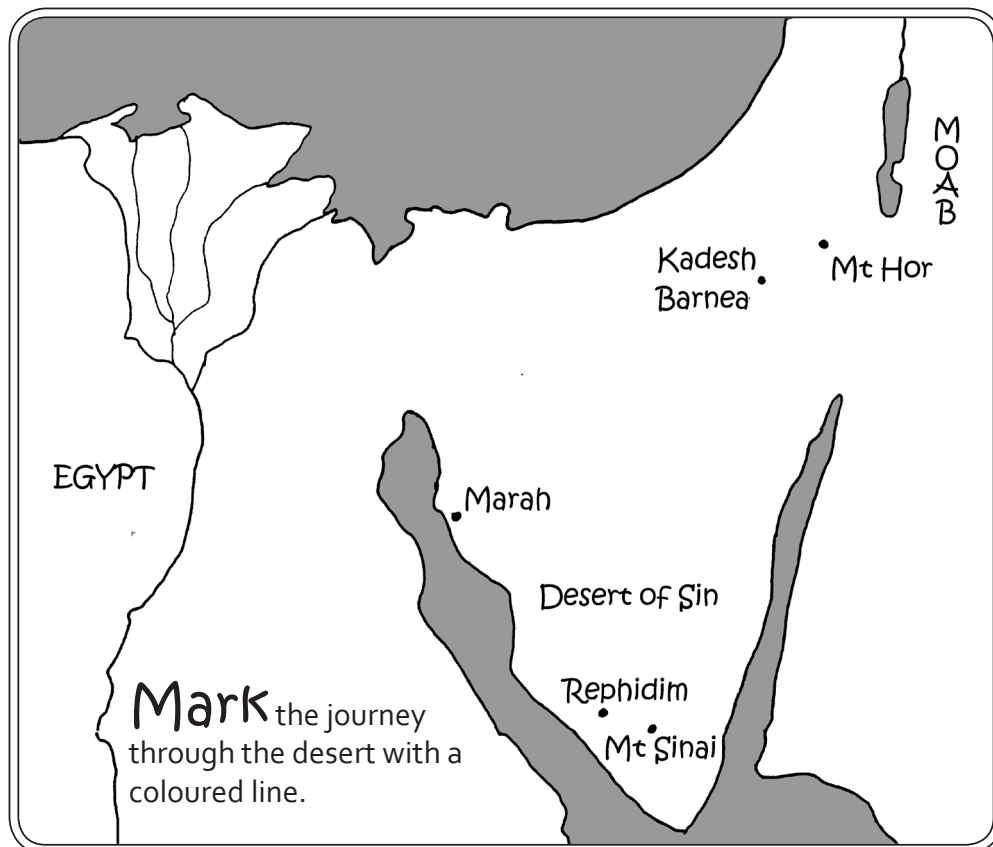
Hint - start with the shortest name.

1	7
2	8
3	9
4	10
5	11
6	12



It's best if you use an NIV because some Bibles have different spellings.

Forty years in the desert



What happened where?

The references will help you if you don't know the story.

At Marah, the water was	Exodus 15 v 23-25
In the Desert of Sin, the people were fed with	Exodus 16 v 1-5
At Rephidim they drank from the rock.	Exodus 17 v 1-7
Then they fought against the Amalekites. Moses helped them by	Exodus 17 v 8-13
At Mt Sinai, Moses was given the	Exodus 20 v 1-21
At Kadesh Barnea were sent to the promised land.	Numbers 13 v 1-2
At Mt Hor, the people were bitten by snakes. They were healed if they looked at the	Numbers 21 v 4-8

Some readings for next week:

Sunday	Numbers 13	verses 1-3
Monday		verses 17-20
Tuesday		verses 23-25
Wednesday		verses 26-28
Thursday		verses 30-33
Friday	Deuteronomy 1	verses 22-25
Saturday		verses 29-32, 44


Notice two different insects that the Israelites seemed to be like.

If you have to go somewhere that you do not want to go, who will go with you?

I-SPY



Materials:
Card, plastic straw, thread,
glue



Fold

Glue the two figures and grapes onto **Card**.
Colour and cut out.

Make small **loop of thread** for top of grapes. Make a small hole through the shoulder of each figure.

Score along dotted lines folding one flap forwards and the other backwards. **Glue** to card to make figures stand.

Hang grapes on the straw and make the figures carry the bunch of grapes as shown.

