

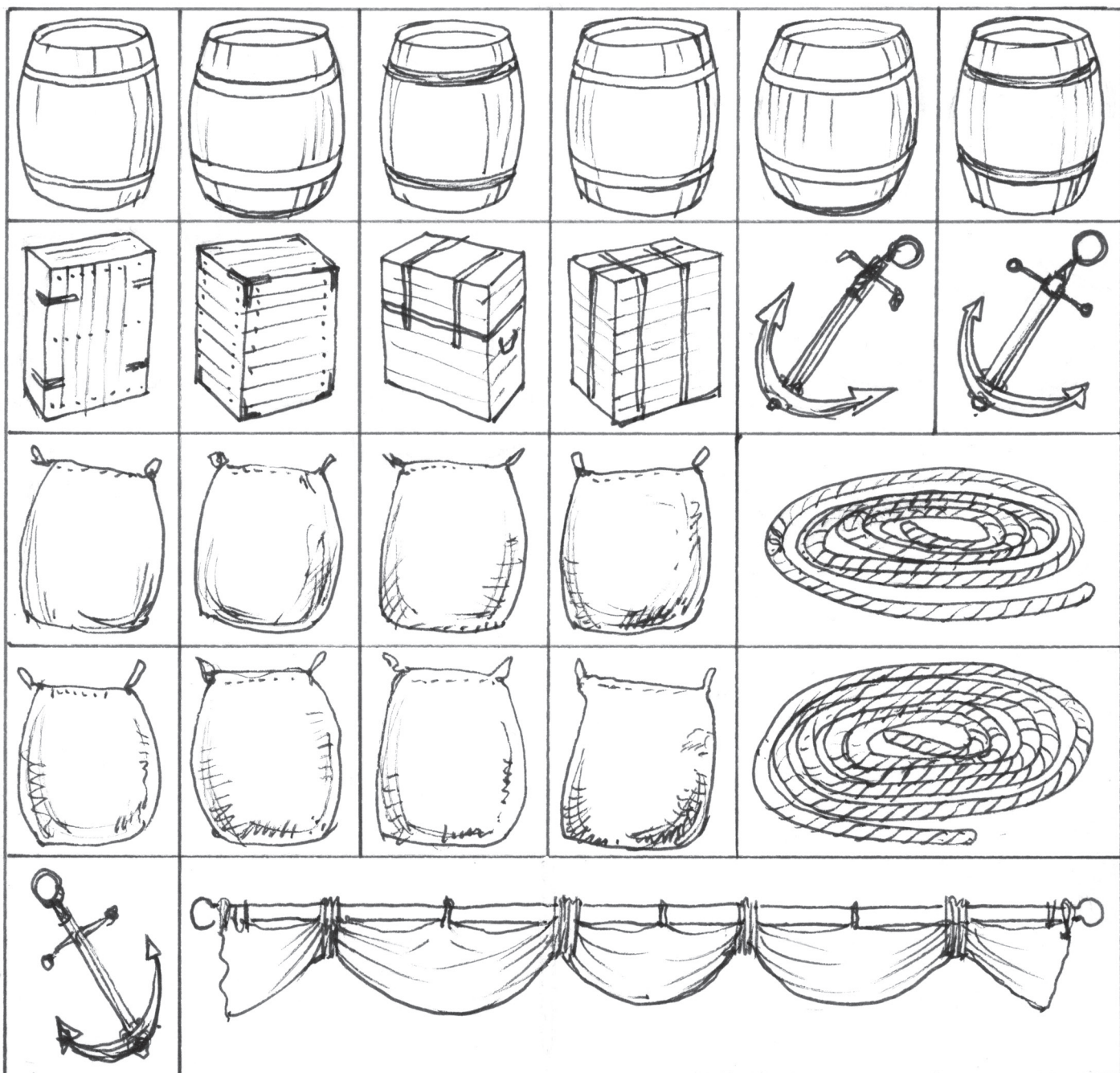
Make a boat from paper or card. An A4 envelope (9 x 12 ins) is ideal.

Glue or staple the ends together to form a sharp prow and stern.

The bottom will then become a gently curved inner deck.


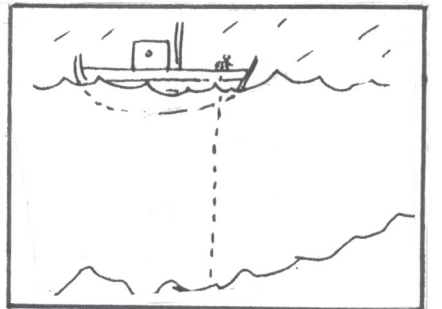









Use this pattern to make a small boat.

Cut along the lines to separate the items of cargo. Place these inside the large boat.




Now something harder ...

Draw lines from the sentences to the right picture



- *There was a gentle breeze so they set sail.
- *Soon the ship was caught in a storm
- *The men passed ropes under the ship
- *They lowered the anchor to stop running onto the sand.
- *They threw the cargo overboard.
- *The storm continued. They gave up hope.
- *Paul told them they would all be safe
- *They measured the depth of the water
- *Some sailors tried to escape.
- *At daylight they saw land and tried to put the ship on it.
- *Paul told them all to eat some food
- *The ship broke up but everyone got to shore.



Reading for next week:

Acts 27 v 39-44