

# Unit five - Lessons 134-140

## Quiz Questions (approximately 5 -10 minutes)

### Lesson 134 Jesus in heaven now

- 1 a) 40 days after he came back to life, Jesus took the disciples to the Mount of Olives. What happened?  
b) What did the angels tell the disciples?

### Lesson 135 God tells Paul where to preach

- 2 a) What special message was Paul to preach when he was sent on long journeys?  
b) Name one of the friends who went with him.

### Lesson 136 Paul and Silas in prison

- 3 a) What were Paul and Silas doing at midnight when they were in prison?  
b) What suddenly happened?

### Lesson 137 Eutychus falls asleep

- 4 a) What happened to Eutychus?  
b) What did Paul do then?

### Lesson 138 Paul is arrested

- 5 a) Paul had gone to the Temple in Jerusalem. What happened to him?  
b) What did the Jewish leaders want to do?

### Lesson 139 Saved from shipwreck

- 6 a) Paul was arrested and was being sent to Rome. How did he get there?  
b) What happened on the journey?

### Lesson 140 When Jesus is the king

- 7 a) When Jesus comes back to the earth, he is going to rule the whole earth. What is the name of the city which he will rule from?  
b) Tell me something you know about God's kingdom.

## Activities and Games

### Activity 1 People Paul met

#### Aim

To assess how much the children have remembered about Paul's journeys.


#### Equipment needed

- You will need a set of People Paul Met pictures for each child cut out. (see Quiz Packs Available on Line) You could mount them on card if you wish.
- 1 or 2 dice.


#### Instructions

- Place the sets of characters in the middle.
- The children take turns to roll the dice and collect the corresponding character.
- The first person to collect all 6 is the winner.
- To speed up the game, use 2 dice; don't add the scores but allow the player to choose which number to use. The characters do not have to be collected in sequence but each player can only collect 1 of each character.
- If you are short of time, set a time limit e.g. 10 minutes, and see who has collected the most characters.
- Ask the children to tell you a fact about each character they collect. Can they remember how each person came to meet Paul?


Silas




Timothy




Lydia




Jailer



Eutychus



Roman Soldier



## Activity 2: Who is it? (approximately 5 -10 minutes)

### Aim

To revise lessons 135-140 and to assess the children's understanding.

### Equipment needed

- A set of Who is it? character pictures for each child. (see Quiz Packs Available on Line)
- Paper, pencils and crayons for extension activity.

### Instructions

- Give a set of pictures to each child and make sure they know who each person is, explaining that all the people are from the lessons about Nehemiah.
- Tell the children that you will say something that one of the people might say and that the children have to either point to or hold up the correct picture.
- Tell them that they may need to use each picture more than once. Read the statements below, repeating if necessary.

1. I told Paul that he was to tell the world about me.
2. I was once the enemy of Jesus but now I tell people all about him.
3. I helped Paul to tell people about Jesus. (You may accept several 'correct' responses, provided that the children can explain their choice)
4. I sat in a window to listen to Paul.
5. I thought all my prisoners had escaped because of the earthquake.
6. I took Paul and Silas to my house for a meal.
7. I baptized the jailer and his family.
8. I fell asleep while listening to Paul.
9. I told Eutyclus' friends that he would live.
10. I arrested Paul at the Temple in Jerusalem.
11. I knew that God would save me from the storm.
12. I'm going to be king of all the Earth.

### Extension Activity

Ask the children to think of something else each person might say? Can they draw another person from these lessons and think of something they might say? They might choose; someone who was a prisoner with Paul and Silas, one of Eutyclus' friends, one of the Jews at the Temple, one of the sailors or prisoners on the ship with Paul.

Eutychus



Silas



Paul



Jailer



Roman Soldier



Jesus



### Activity 3: Picture sequencing (approximately 5 -15 minutes)

#### Aim

To assess how much the children have remembered about Paul's journeys by letting them retell the story.

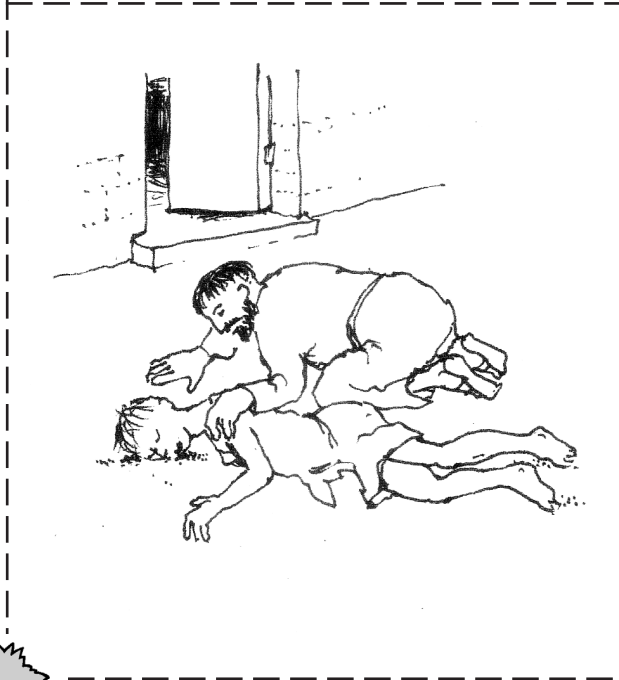


#### Equipment needed

Either one set of pictures from the Picture Matching page for the whole class or a set for each child. (see Quiz Packs Available on Line)

You will need to cut out the pictures in advance and maybe mount them on card.

#### Instructions

- Tell the children that the pictures are about Paul and Eutycus.
- If the whole class is using one set of pictures, deal out the cards and ask "Who has the picture that comes first?", "Which picture will come next?" etc.
- Alternatively, put all the pictures face up in the middle of the table and ask a child to select the picture which they think should be first. The next child then selects the next picture and so on round the group.
- If there is a set of cards for each child tell them that you would like them to sort out the pictures so that they are in the right order.
- However you choose to carry out the activity, encourage the children to explain why they are putting the pictures in a particular order. Notice how independently they are able to carry out the activity. Can they retell the story? If a picture is wrongly placed, try to encourage the children to work this out for themselves rather than simply correcting them e.g. you could point to the pictures and ask questions such as "Did Eutycus fall out of the window before he fell asleep?"



## Activity 4: Jesus sees me when.... (approximately 5 -10 minutes)

### Aim

To make sure the children understand that Jesus is now with his father in heaven and they can both see and hear us and to help them talk about their relationship with Jesus.

### Equipment needed:

None

### Instructions

- This is a memory game similar to *I went to the shops and I bought...*
- Sit in a circle.
- The first person (it is probably best if *you* start) says "Jesus sees me when I get up."
- The next person repeats this statement and adds a new idea e.g. "Jesus sees me when I get up and when I have breakfast."
- Continue round the circle. Be prepared to prompt if necessary.
- If you have a small group you can go round the circle several times.