


# Jesus enters Jerusalem




Draw the scene as Jesus rode into Jerusalem



This column reveals something about Jesus

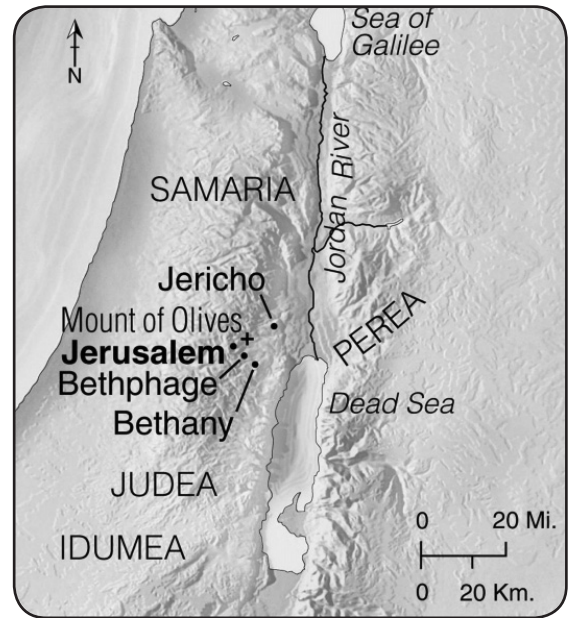
- The animal Jesus needed
- Smaller than a mountain
- The capital city
- The people sent to fetch the animal were
- Jesus \_\_\_ on the colt to ride it
- The number of people sent for the colt
- The people said "Blessed \_ \_ \_ \_ \_"
- Something else the people said
- One of the villages near the Mount of Olives
- Jesus knew that later they would \_ \_ \_ \_ him
- The Mount of \_ \_ \_ \_ \_
- The people cut \_ \_ \_ \_ \_ from the trees
- The disciples put their \_ \_ \_ \_ \_ on the colt





# Jerusalem and Bethany

How far? John 11 v 18



1

Once when Jesus and the disciples were all staying at Bethany ..... was worried about the meal and ..... sat listening to Jesus. Jesus said that ..... had done the best thing.  
Luke 10 v 38 – 41.

2

At the home of ..... and ..... Jesus raised ..... from the dead.  
John 11 v 1, 43-44.

3

..... anointed Jesus while they were having supper.  
John 12 v 1-3

4

Jesus sent two disciples to fetch a .....  
Mark 11 v 1-2

6

Jesus and ..... went to Bethany each night and returned to Jerusalem in the morning.

5

Everyone cheered and shouted "....."  
Mark 11 v 9

## Some readings for next week:

Sunday	Luke 19	verses 28-32
Monday		verses 33-38
Tuesday		verses 39-42
Wednesday	Zechariah 9	verses 9
Thursday	Psalm 118	verses 24-29
Friday	Psalm 145	verses 1-5
Saturday	Psalm 150	verses 1-6

Who was happy? Why?

Who was cross? Why?

Who was sad? Why?

# Hosanna

## You will need:

1. coloured card
2. a piece of dowel
3. string
4. materials to decorate

## What to do:

1. Cut out the banner and stick it onto the coloured card (or you can print this page from the CSSU web site).
2. Trim around the card to leave a 1cm border around the sides and sloping edges, but leave at least a 3cm border at the top.
3. Cut out flowers and leaves or decorate the banner with pieces of paper or material to make your own design.
4. Glue top of card around the dowel and attach string to each end for hanging.

