

# The Fall of Jericho



There are some things missing from this picture. Can you draw them in?

Can you match the clues with the mixed up words in the sevens? When you've done that, number them to show the right order.

This is the day that the walls fell down

DAN  
S  
A

The people did this when the trumpets were blown

RIJE  
H  
O

CIL  
S  
N  
E  
E

The priests blew these

The people walked round in .....

TIE  
S  
R  
S

The Israelites captured this city

MRT  
P  
E  
S  
T  
U

SHE  
N  
F  
V

DOT  
E  
S  
H  
T

Some of these carried the ark of God

An angel told Joshua to take these off

Why are there so many 'sevens' in this puzzle? Look in Joshua chapter 6. How many times is 'seven' mentioned?

# What happened at Jericho?

Joshua 6 v 26

Joshua  
said



Cursed before the LORD is the man who undertakes to rebuild this city, Jericho. At the cost of his ..... son will he lay its foundations; at the cost of his ..... will he set up its gates.

1 Kings 16 v 34

Nearly 400 years later in the time of King Ahab, ..... rebuilt Jericho.

His first-born, ....., died when he laid the foundations and his youngest son, ..... died when he set up the gates.

# Who lived in Jericho at the time of Jesus?



Mark 10 v 46-52 .....



Luke 19 v 1-9 .....

## Some readings for next week:

Sunday	Joshua 6	verses 1-3
Monday		verses 4-5
Tuesday		verses 6-8
Wednesday		verses 9-11
Thursday		verses 14-16
Friday		verses 20-22
Saturday		verses 23-25

What makes you think the people of Israel believed that the walls would fall down?  
Do you think God always keeps his promises?

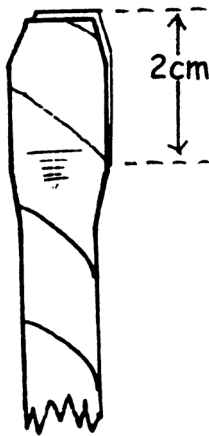
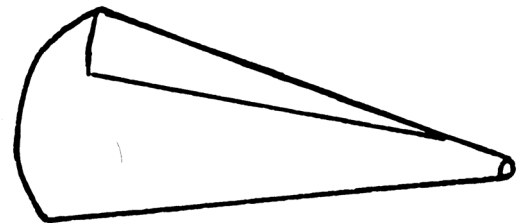
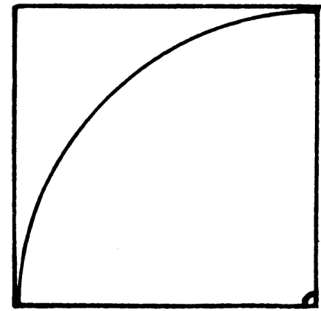
# Paper trumpets

## Materials:

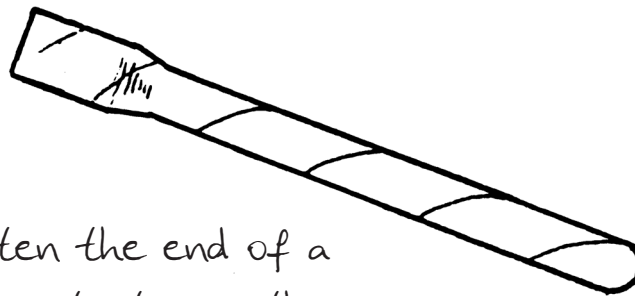
21 cm square of paper  
Paper art straw

Draw and cut out a quarter circle as shown.

Make into a cone shape and sellotape or glue in place. Cut a small hole at the bottom big enough to take the straw.



Flatten the end of a paper art straw with your fingernails. Cut along both creases for 2cm and shape as shown.



Put the shaped end of the straw well into your mouth and blow gently while holding it lightly between your lips.

You should be able to make a trumpet sound. Hold the cone over the end of the straw to make the sound bigger.

The noise is made by the paper vibrating, but it will not work if the straw becomes damp.