
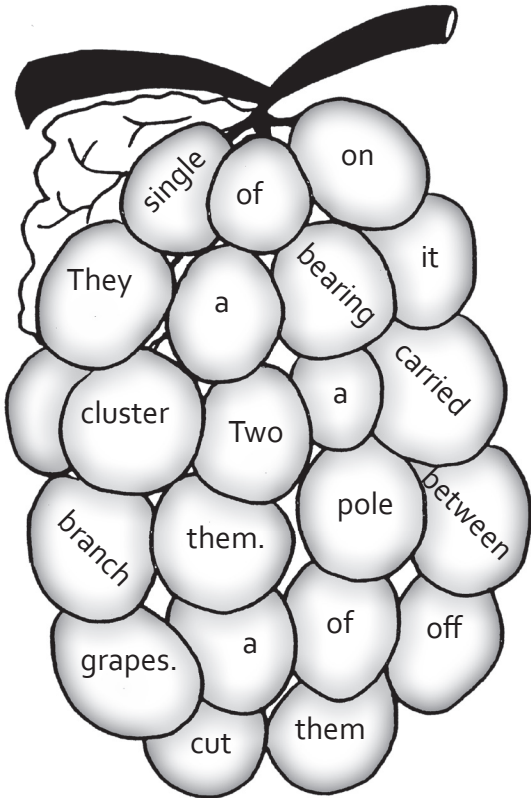
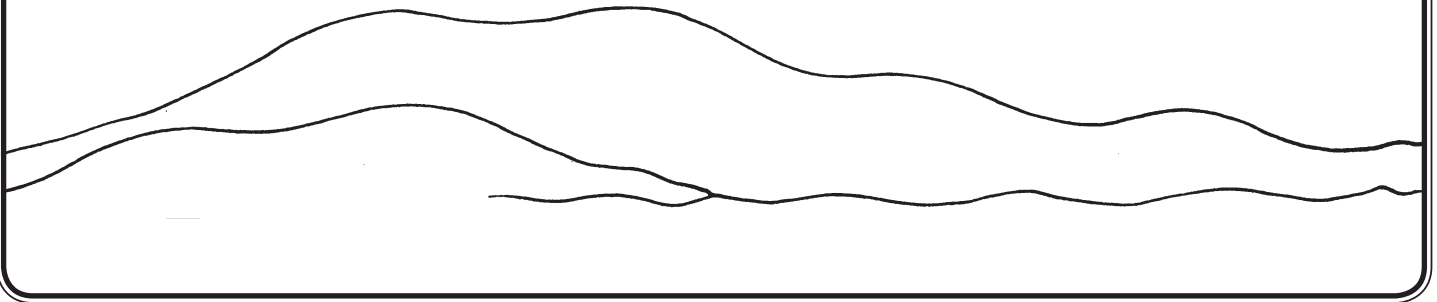


Twelve spies



This is the land flowing with _____ and _____. Draw some of the things that must have been there.



Unjumble

the words to make a sentence about the fruit that the spies found.

_____.


_____.

Look in Numbers 13:4-15

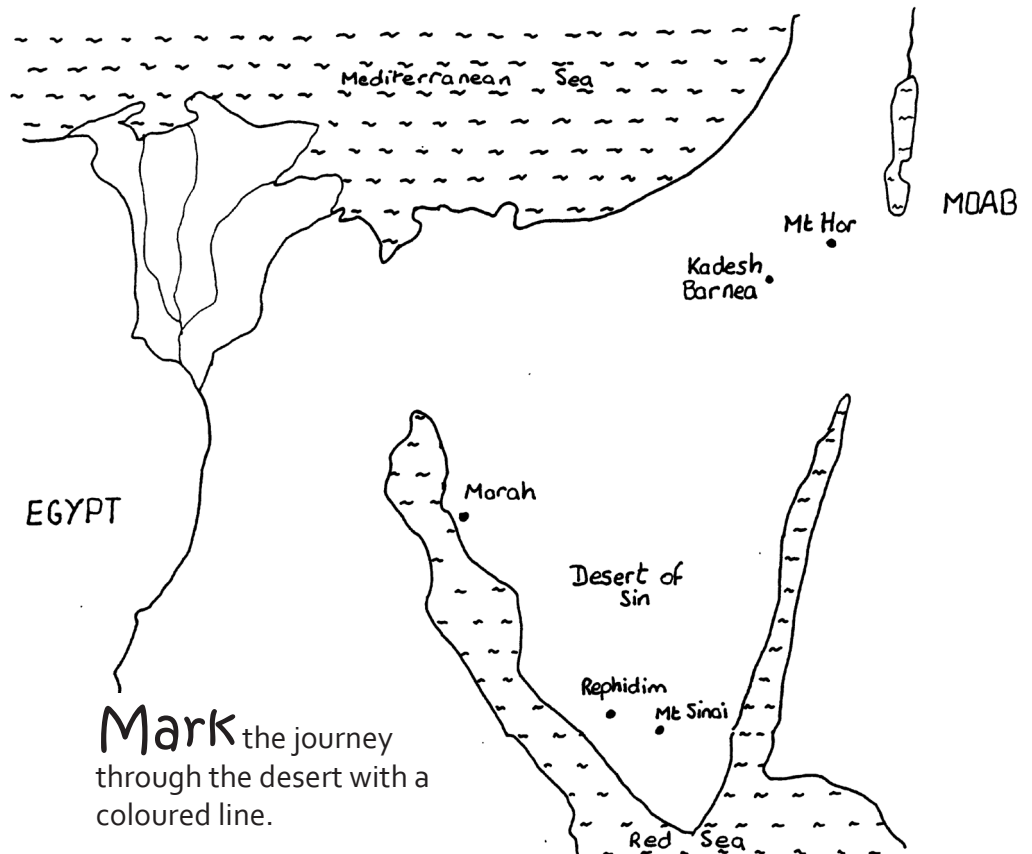
to find the names of the 12 spies. Write them out and fit them into the jigsaw.

SPY No

1	7
2	8
3	9
4	10
5	11
6	12



Forty years in the desert



What happened where?

The references will help you if you don't know the story.

At Marah, the water was Exodus 15 v 23-25

In the Desert of Sin, the people were fed with Exodus 16 v 1-5

At Rephidim they drank from the rock. Then they fought against the Amalekites. Moses helped them win by Exodus 17 v 1-7
Exodus 17 v 8-13

At Mt Sinai, Moses was given the Exodus 20 v 1-21

At Kadesh Barnea were sent to the promised land. Numbers 13 v 1-2

At Mt Hor, the people were bitten by snakes. They were healed if they looked at the Numbers 21 v 4-8

Some readings for next week

Sunday	Numbers 13	verses 1-3
Monday		verses 17-20
Tuesday		verses 23-25
Wednesday		verses 26-28
Thursday		verses 30-33
Friday	Deuteronomy 1	verses 22-25
Saturday		verses 29-32, 44


Notice two different insects that the Israelites seemed to be like.

If you have to go somewhere that you do not want to go, who will go with you?

I-SPY



Materials:
Card, plastic straw, thread,
glue



Fold

Glue the two figures and grapes onto **Card**.
Colour and cut out.

Make small **loop of thread** for top of grapes. Make a small hole through the shoulder of each figure.

Score along dotted lines folding one flap forwards and the other backwards. **Glue** to card to make figures stand.

Hang grapes on the straw and make the figures carry the bunch of grapes as shown.

