

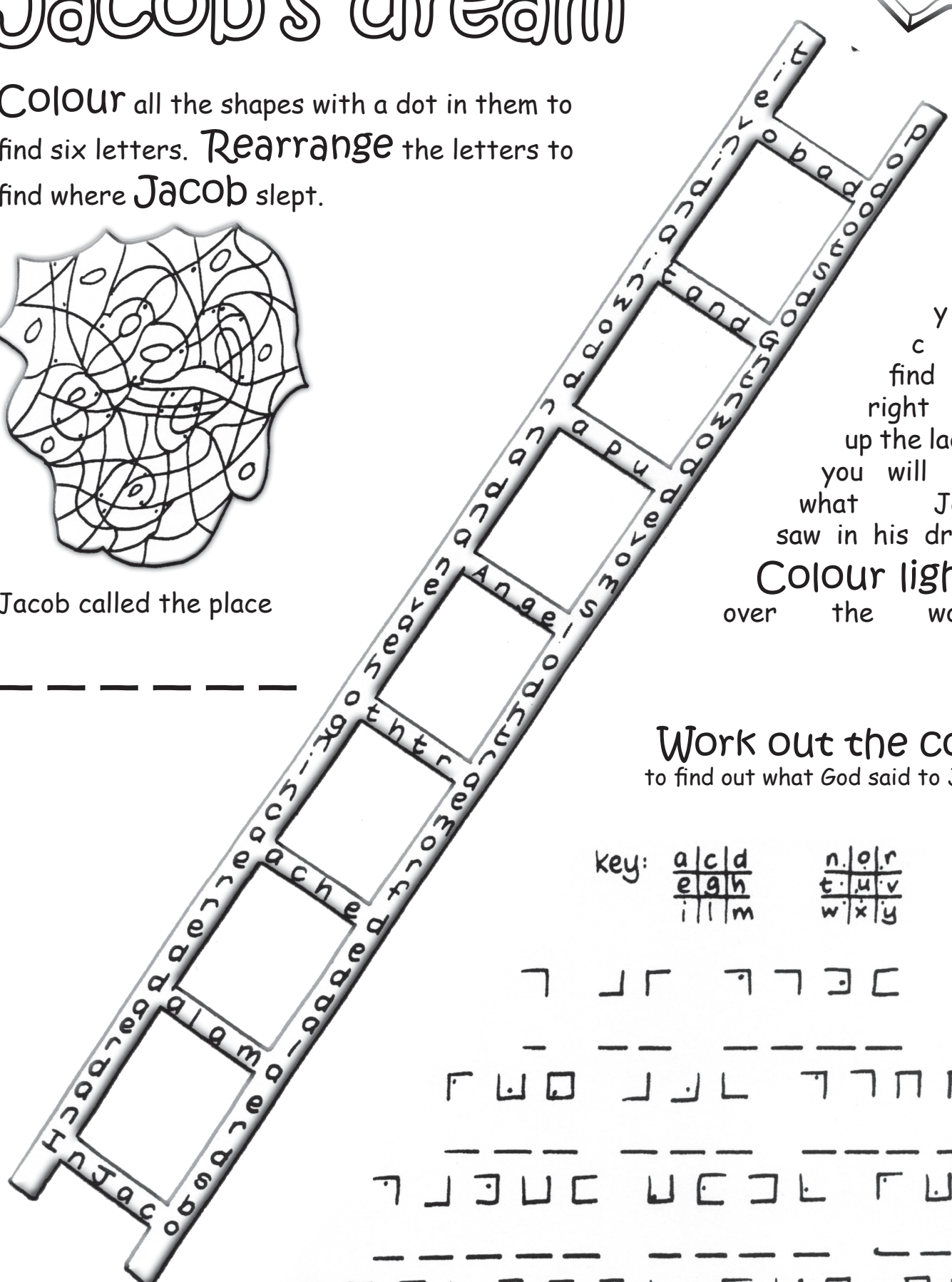


Jacob's dream

COLOUR all the shapes with a dot in them to find six letters. Rearrange the letters to find where Jacob slept.



Jacob called the place



If you can find the right way up the ladder you will read what Jacob saw in his dream.

Colour lightly over the words.

Work out the code to find out what God said to Jacob

key: a|c|d n|o|r
 e|g|h t|h|v
 i|l|m w|x|y

7 7 7 7 7 7

 7 7 7 7 7 7

 7 7 7 7 7 7

 7 7 7 7 7 7

Learn some Hebrew

ben	=	son	lehem	=	bread
El	=	God	yamin	=	right hand
beth	=	house	ani	=	poverty
hesed	=	mercy			

and Aramaic

bar	=	son	sayda	=	fish
abba	=	father			

What do you think these names mean? You will have to use "of" and "is" to make sense of them.

Bethany
Bethel
Bethesda
Bethlehem
Eliab

Bethsaida
Bar Jona
Bar Timaeus
Benjamin
Barabbas

Today Bethel is an Arab village called Beit El.

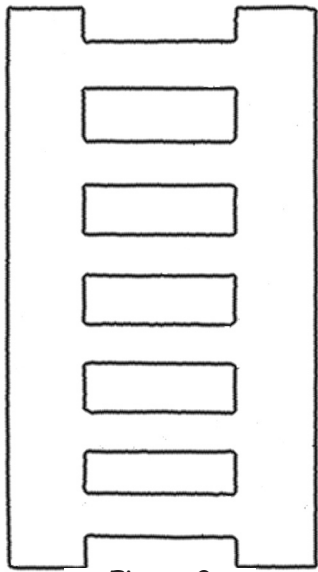
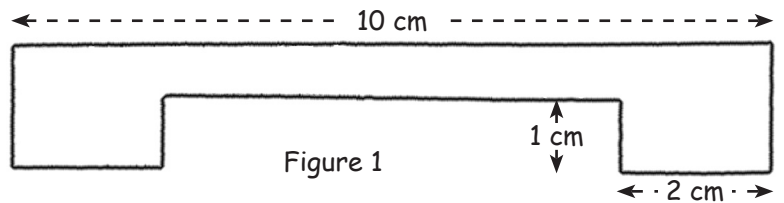


Some readings for next week:

Sunday	Genesis 28	verses 1-4	What did Isaac want for Jacob?
Monday		verses 10-13	What did God want for Jacob?
Tuesday		verses 14-17	What did Jacob want from God?
Wednesday		verses 18-22	Think what God has done for you and what you do for him.
Thursday	Genesis 29	verses 1-3	
Friday		verses 4-8	
Saturday		verses 9-13	

Making Jacob's ladder

Take a length of A4 paper and cut it in half lengthways. Starting at the bottom fold it up every 1.5 cm. Mark and cut out as Figure 1.



Open out the ladder as in Figure 2

Make at least two angels. To make one angel you will need a pipe cleaner and two wire bag ties.

Fold a pipe cleaner in half making a loop for the head. Twist the rest for the body. Thread the ties through the pipe cleaner and twist once round the body for arms and legs (Figure 3).

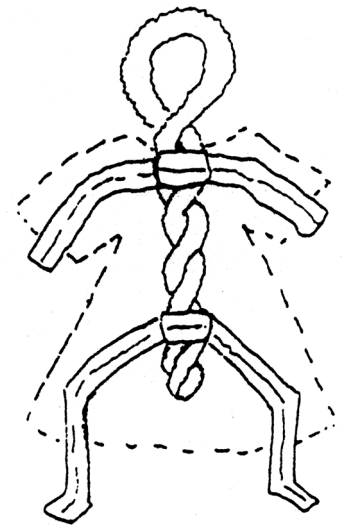


Figure 3

Using the pattern (Figure 4) Cut 2 coat shapes of coloured paper and stick to both sides of the angel.



Figure 4

Glue the ladder to dark blue or black paper or card at top and bottom only. For descending angels hook an arm over a rung; for ascending ones hook a leg over a rung.